



Implementation of SEBI-Validated “@valid” UPI IDs

Issued by: CD Equisearch Pvt. Ltd.

Reference:

- SEBI Circular SEBI/HO/DEPA-II/DEPA-II/P/OW/2025/26289/1 dated October 15, 2025
- SEBI Circular SEBI/HO/DEPA-II/DEPA-II_SRG/P/CIR/2025/86 dated June 11, 2025

1. INTRODUCTION

Pursuant to Para 4 of SEBI Circular SEBI/HO/DEPA-II/DEPA-II/P/OW/2025/26289/1, all SEBI-registered investor-facing intermediaries are required to communicate their newly allotted Validated UPI IDs (i.e., @valid handles) to clients.

CD Equisearch Pvt. Ltd. has completed all steps mandated by SEBI, including:

- Submission of UPI ID request to the bank
- Completion of documentation
- Successful Re.1 test transaction
- Client Intimation (this notice)

This notice serves as the official communication of our SEBI-validated @valid UPI IDs for Broking and Depository Participant (DP) transactions.

2. ABOUT SEBI’s “@valid” UPI HANDLE




(As per SEBI Circular dated June 11, 2025)

SEBI has implemented the “Validated UPI Handle Framework,” introducing:

- An Exclusive @valid UPI handle for SEBI-registered intermediaries
- Category suffixes such as *.brk* (Broking) and *.dp* (DP)
- Mandatory visual verification: White “thumbs-up” icon inside a green triangle
- Specially designed QR codes containing the same security symbol
- Verification through SEBI Check: <https://siportal.sebi.gov.in/intermediary/sebi-check>

These measures help investors avoid fraud by ensuring payments go only to registered intermediaries.

3. CD EQUISEARCH – VALIDATED UPI IDs

Broking/DP	UPI ID	QR Code
Broking	cdequisearch.brk@validhdfc	 cdequisearch.brk@validhdfc
Broking	cdequisearch.2.brk@validhdfc	 cdequisearch.2.brk@validhdfc
DP	cdequisearch.dp@validhdfc	

Clients are advised to discontinue the use of all old / non-validated UPI IDs with immediate effect.

4. PAYMENT RULES (As prescribed by SEBI)

- Use only the new @valid UPI IDs for all trading, margin and DP-related payments
- UPI payment transaction limit: ₹5,00,000 per day
- Ensure your UPI screen displays the required verification icon
- Check UPI validity anytime using SEBI Check

5. INVESTOR PRECAUTIONS (As per SEBI FAQs)

Before making any payment, please ensure:

1. UPI ID shows “.brk” or “.dp” before the @valid handle
2. Handle ends with “@valid + bank name”
3. Your UPI app shows the white thumbs-up icon inside a green triangle
4. QR code displays the same icon and the UPI ID printed below

6. FREQUENTLY ASKED QUESTIONS (FAQs)

Q1: Is it compulsory to use the @valid handle?

Ans: No, but if you use UPI, you must use ONLY the @valid UPI IDs.

Q2: Do investors need to create a new UPI ID?

Ans: No. Only intermediaries have new @valid UPI IDs. Clients keep their existing UPI IDs.

Q3: What should I verify before payment?

Ans:

- Presence of category suffix (.brk/.dp)
- Handle ending with @valid
- Green triangle thumbs-up icon
- Verified QR code

Q4: What if a transaction fails?

Ans: Approach your bank. @valid handles use the standard banking UPI infrastructure.

7. CONTACT US

CD Equisearch Pvt. Ltd.

Phone: 03344880016

Email: compliance@cdequi.com

Website: <https://www.cdequi.com/>

This notice is issued in compliance with SEBI's Validated UPI Framework.